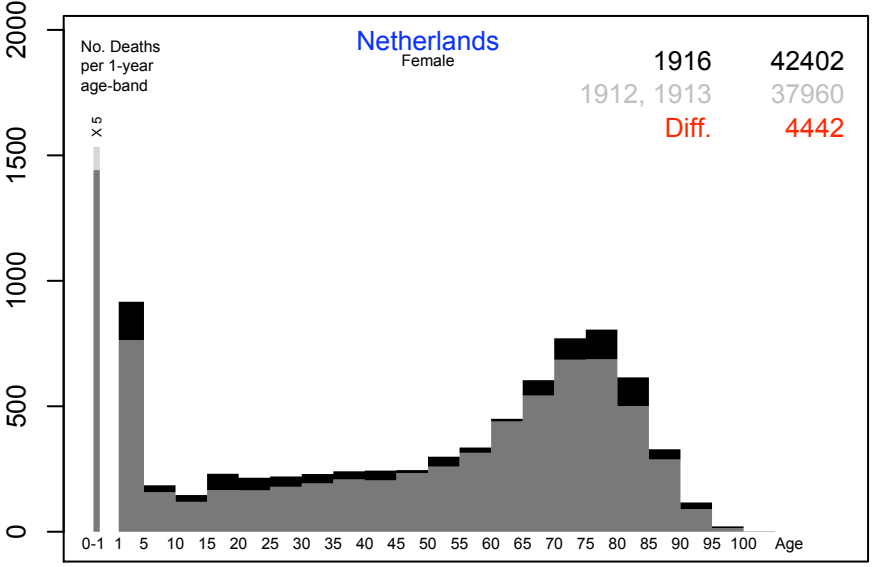
Netherlands
Female
No. Deaths
per 1-year
age-band
1916 42402
1912, 1913 37960
Diff. 4442
X 5
0 500 1000 1500 2000
0-1 1 5 10 15 20 25 30 35 40 45 50 55 60 65 70 75 80 85 90 95 100 Age

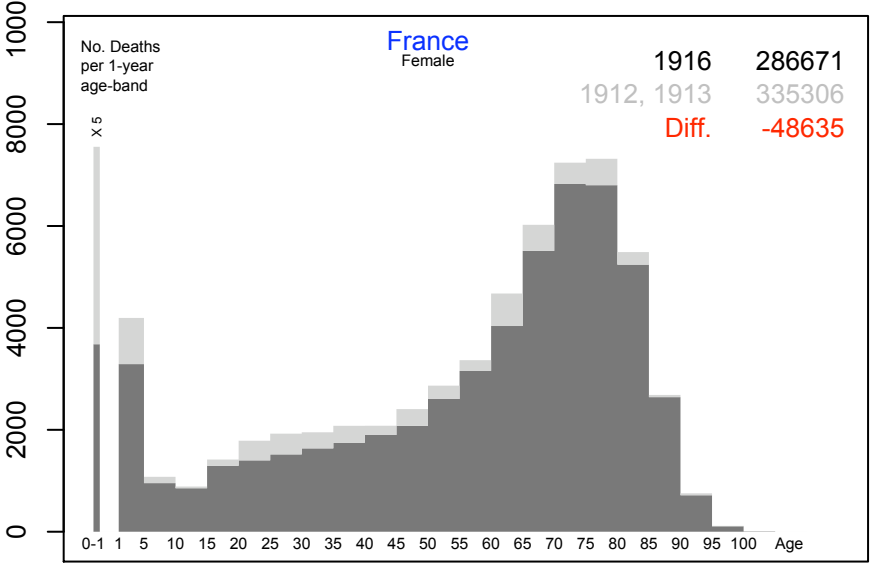
France
Female
No. Deaths
per 1-year
age-band
1916 286671
1912, 1913 335306
Diff. -48635
X 5
0 2000 4000 6000 8000 10000
0-1 1 5 10 15 20 25 30 35 40 45 50 55 60 65 70 75 80 85 90 95 100 Age

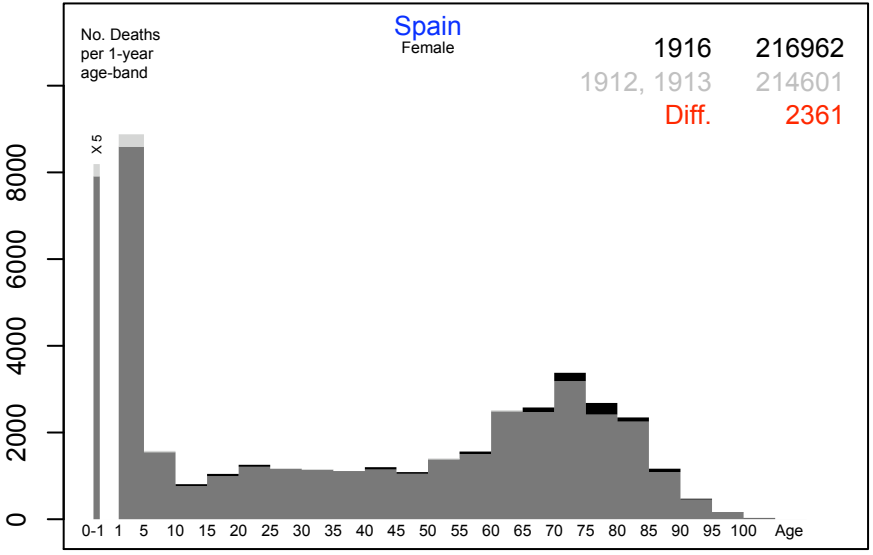
Spain
Female
No. Deaths
per 1-year
age-band
1916 216962
1912, 1913 214601
Diff. 2361
X 5
0 2000 4000 6000 8000
0-1 1 5 10 15 20 25 30 35 40 45 50 55 60 65 70 75 80 85 90 95 100 Age

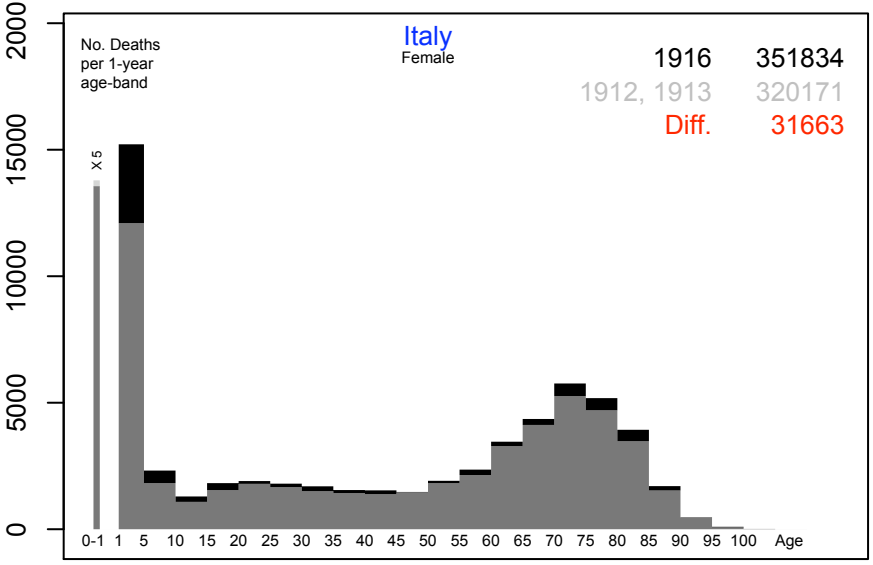
Italy
Female
No. Deaths
per 1-year
age-band
1916 351834
1912, 1913 320171
Diff. 31663
X 5
0 5000 10000 15000 20000
0-1 1 5 10 15 20 25 30 35 40 45 50 55 60 65 70 75 80 85 90 95 100 Age