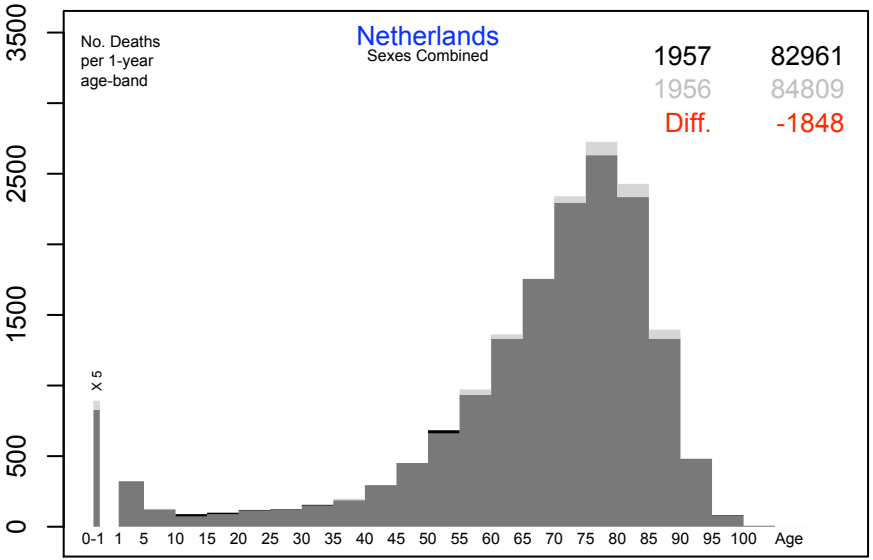
Netherlands
Sexes Combined
No. Deaths
per 1-year
age-band
1957 82961
1956 84809
Diff. -1848
X 5
0 500 1500 2500 3500
0-1 1 5 10 15 20 25 30 35 40 45 50 55 60 65 70 75 80 85 90 95 100 Age

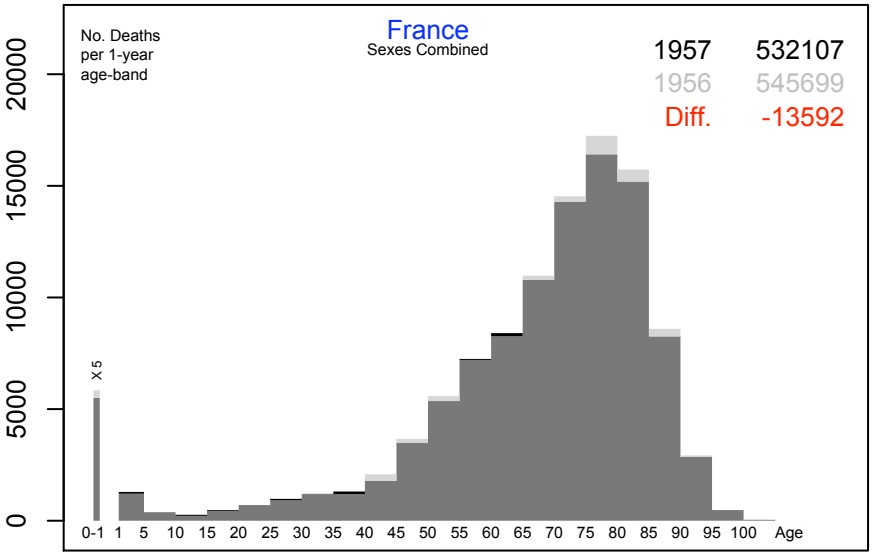
France
Sexes Combined
No. Deaths
per 1-year
age-band
1957 532107
1956 545699
Diff. -13592
X 5
0 5000 10000 15000 20000
0-1 1 5 10 15 20 25 30 35 40 45 50 55 60 65 70 75 80 85 90 95 100 Age

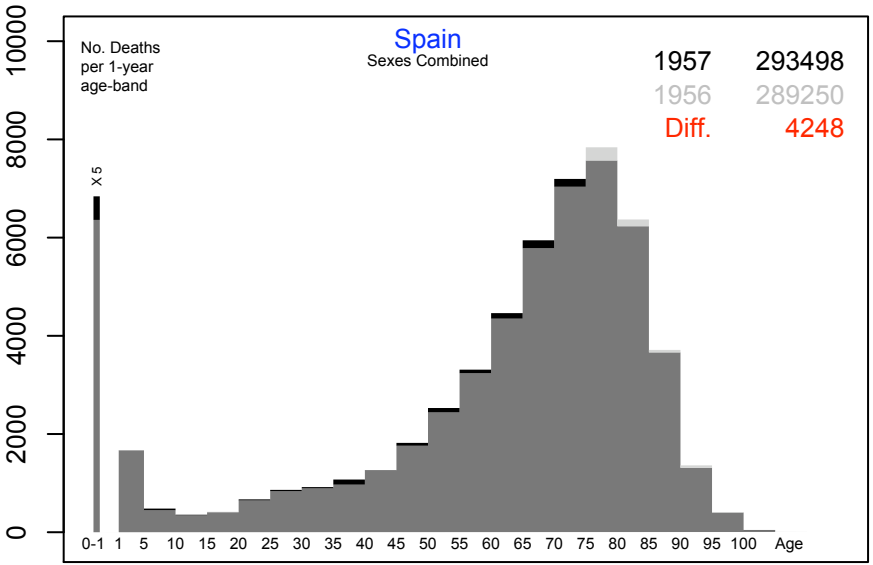
Spain
Sexes Combined
No. Deaths
per 1-year
age-band
1957 293498
1956 289250
Diff. 4248
X 5
0 2000 4000 6000 8000 10000
0-1 1 5 10 15 20 25 30 35 40 45 50 55 60 65 70 75 80 85 90 95 100 Age

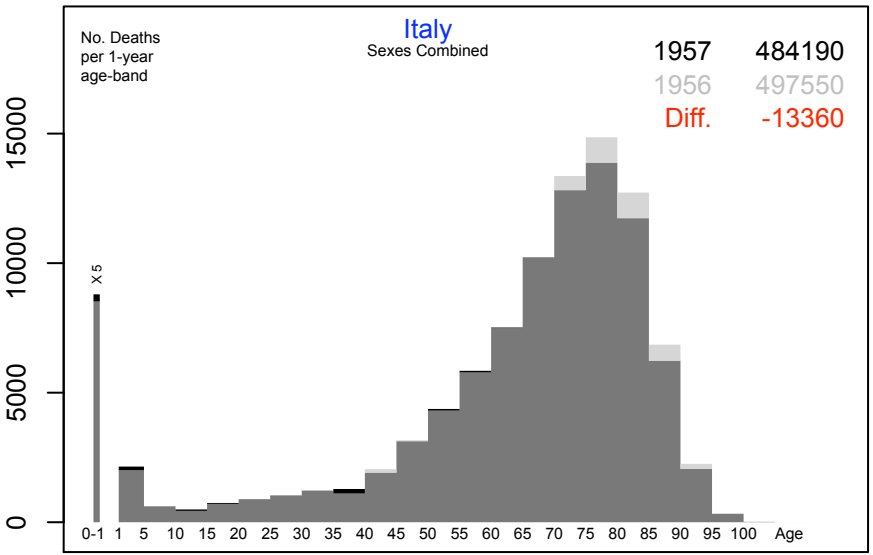
Italy
Sexes Combined
No. Deaths
per 1-year
age-band
1957 484190
1956 497550
Diff. -13360
X 5
0 5000 10000 15000
0-1 1 5 10 15 20 25 30 35 40 45 50 55 60 65 70 75 80 85 90 95 100 Age