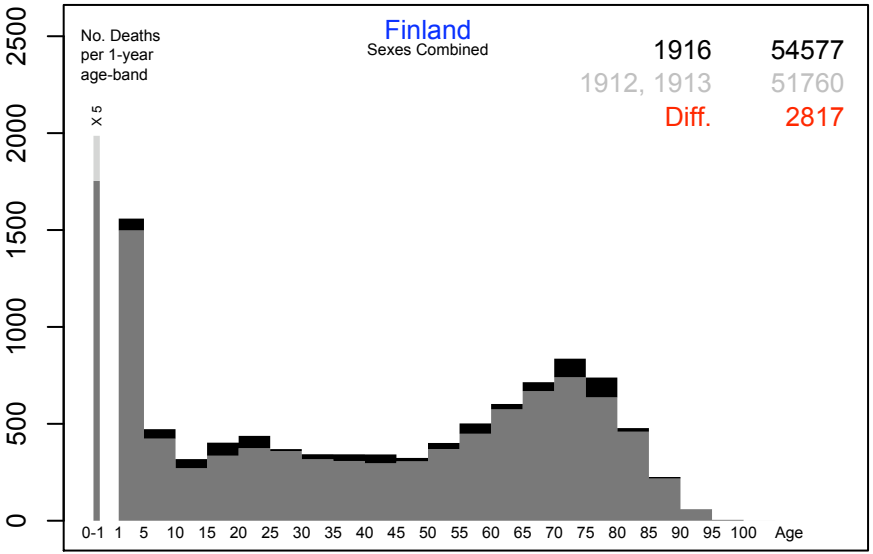
Finland
Sexes Combined
No. Deaths
per 1-year
age-band
1916 54577
1912, 1913 51760
Diff. 2817
X 5
0 500 1000 1500 2000 2500
0-1 1 5 10 15 20 25 30 35 40 45 50 55 60 65 70 75 80 85 90 95 100 Age

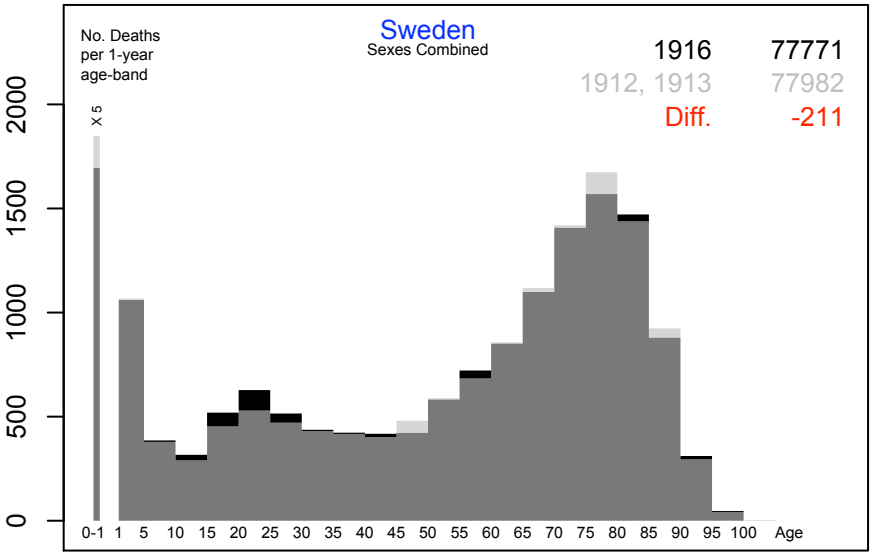
Sweden
Sexes Combined
No. Deaths
per 1-year
age-band
1916 77771
1912, 1913 77982
Diff. -211
X 5
0 500 1000 1500 2000
0-1 1 5 10 15 20 25 30 35 40 45 50 55 60 65 70 75 80 85 90 95 100 Age

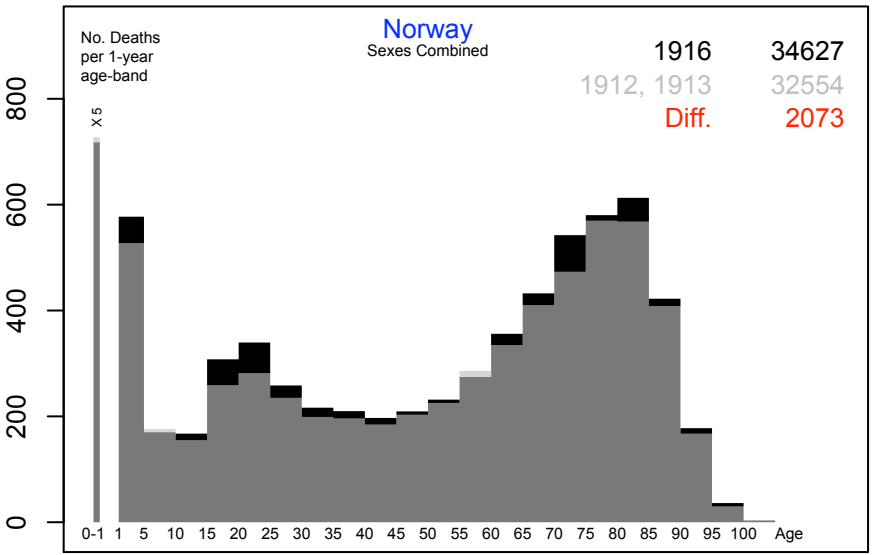
Norway
Sexes Combined
No. Deaths
per 1-year
age-band
1916 34627
1912, 1913 32554
Diff. 2073
X 5
0 200 400 600 800
0-1 1 5 10 15 20 25 30 35 40 45 50 55 60 65 70 75 80 85 90 95 100 Age

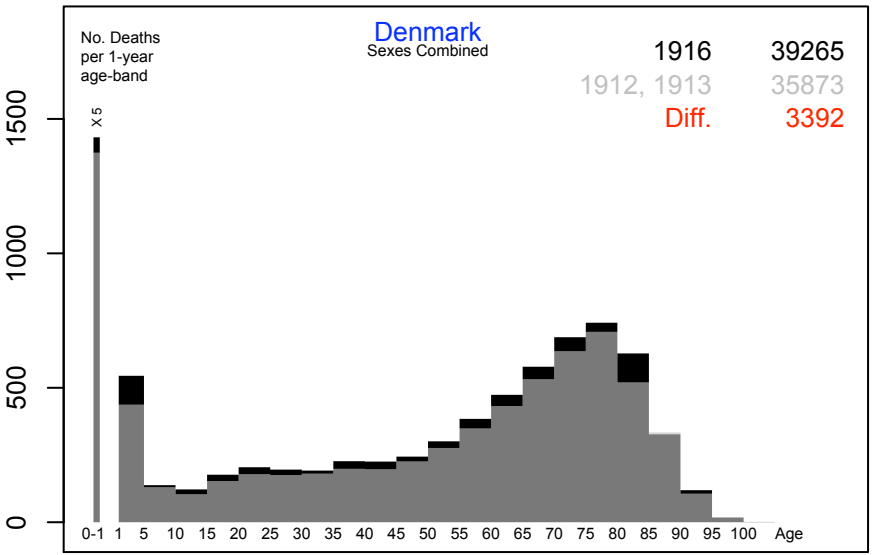
Denmark
Sexes Combined
No. Deaths
per 1-year
age-band
1916 39265
1912, 1913 35873
Diff. 3392
X 5
0 500 1000 1500
0-1 1 5 10 15 20 25 30 35 40 45 50 55 60 65 70 75 80 85 90 95 100 Age